

SWXHYP001001

SNOW SOX .CSTM ZF MID (SNOW SOCK) NVY/RED HYPCL

Style ID	CSTM Zfit	Crown Shape	Mid (Medium)	CrownStitch Color	Standard	Inside Label	ZEPHYR
Product Line	Custom	Visor Shape	Flat (#510)	Visor Stitch Color	Standard	Hangtag	ZHATS.COM
				UVisor Stitch Colo	Standard		


Categories	Crown	Visor	Front L Pnl	Front R Pnl	Left Panel	Right Panel	Back L Pnl	Back R Pnl	Left Visor	Center Visor	Right Visor
Color	Navy	Red									
Fabric	Hyper Cool (DriFit)	Hyper Cool (DriFit)									
ID	S HC-010	S HC-007									

Categories	Button	Eyelet	Adj Opening	Adj Strap	Visor	Visor Edge	UVisor	Other UV Panel	Ribbing	Lining
Type		Thread		ZFit	Standard	Standard	Standard		Zephyr	
Fabric	Hyper Cool Zfit						100% Cotton Twill			
Color	Red	White					Red		Navy	Comfort Black


FRONT SIDE FULL




LEFT SIDE FULL




RIGHT SIDE FULL




TOPSIDE FULL



UNDERSIDE FULL



BACK SIDE FULL




These views should be used to determine the placement of logos.

SWXHYP001001

SNOW SOX .CSTM ZF MID (SNOW SOCK) NAVY/RED HYPCL

FRONT ACTUAL SIZE (SEE PAGE 1 FOR LOCATION)

SPECIAL INSTRUCTIONS



FRONT: SEE RAISED INSTRUCTIONS
 LEFT: SATIN
 BACK: SEE RAISED INSTRUCTIONS

BACK ACTUAL SIZE (SEE PAGE 1 FOR LOCATION)



Location	Logo's	Application	Tape #
Front Panel	(SNOW SOCK)	Embroidery	
Back Panel	"SPRINGS"	Embroidery	

Thread Number	Color	Company:	Comments
1050	Red	Marathon	
1096	Blue Process	Marathon	
1179	White	Marathon	
1180	Black	Marathon	
1188	Gold	Marathon	
1204	Navy	Marathon	
1317	Gray Pale	Marathon	
1337	Coffee Light	Marathon	
1062	Blue Light	Marathon	


SI Created By priedman Art Completed By kwaite
 Created For PECOSLE001 Order Id _____
 Approved By dingram




SWXHYP001001

SNOW SOX .CSTM ZF MID (SNOW SOCK) NVY/RED HYPCL


LEFT ACTUAL SIZE (SEE PAGE 1 FOR LOCATION)



RIGHT ACTUAL SIZE (SEE PAGE 1 FOR LOCATION)




BACKSTRAP ACTUAL SIZE (SEE PAGE 1 FOR LOCATION)




Location	Logo's	Application	Tape #
Left Panel	"Z"	Embroidery	
Right Panel			
Back Strp Pnl			
U Visor Panel			
Visor Panel			
Inside Lining			
Vsr/Crn Sean			
Visor Edge			
Adj Opening			


UVISOR ACTUAL SIZE (SEE PAGE 1 FOR LOCATION)







VISOR ACTUAL SIZE (SEE PAGE 1 FOR LOCATION)



INSIDE LINING ACTUAL SIZE (SEE PAGE 1 FOR LOCATION)



-  SATIN STITCH ON 3MM FOAM
-  FILL STITCH ON 3MM FOAM
-  SATIN STITCH ON 2MM FOAM
-  SATIN STITCH
-  FILL STITCH



SPRINGS