

**AUSTT0002001**

**AUSTIN WEIRDOS .CSTM ZF MID "A" NVY/WHT HYPCL/POLY TWL**

<b>Style ID</b>	CSTM Zfit	<b>Crown Shape</b>	Mid (Medium)	<b>CrownStitch Color</b>	Standard	<b>Inside Label</b>	ZEPHYR
<b>Product Line</b>	Custom Zfit	<b>Visor Shape</b>	Flat (#510)	<b>Visor Stitch Color</b>	Standard	<b>Hangtag</b>	ZHATS.COM
				<b>UVisor Stitch Colo</b>	Standard		


Categories	Crown	Visor	Front L Pnl	Front R Pnl	Left Panel	Right Panel	Back L Pnl	Back R Pnl	Left Visor	Center Visor	Right Visor
Color	Varied Panels	White	Navy	Navy	White	White	White	White			
Fabric	Varied	100% Polyester	Hyper Cool (DriFit)	Hyper Cool (DriFit)	100% Polyester	100% Polyester	100% Polyester	100% Polyester			
ID	V-001	S POLY-027	S HC-010	S HC-010	S POLY-027	S POLY-027	S POLY-027	S POLY-027			

Categories	Button	Eyelet	Adj Opening	Adj Strap	Visor	Visor Edge	UVisor	Other UV Panel	Ribbing	Lining
Type		Thread		ZFit	Standard	Standard	Standard		Zephyr	
Fabric	Hyper Cool Zfit						100% Cotton Twill			
Color	Red	Red					Navy		Navy	Comfort Black


FRONT SIDE FULL



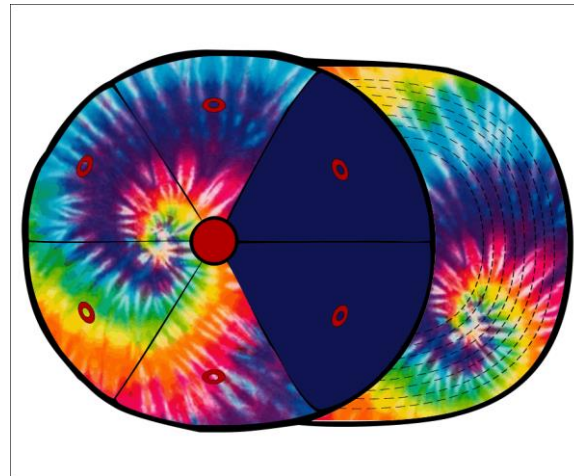
LEFT SIDE FULL




RIGHT SIDE FULL



TOPSIDE FULL



UNDERSIDE FULL



BACK SIDE FULL



These views should be used to determine the placement of logos.



AUSTTO002001

AUSTIN WEIRDOS .CSTM ZF MID "A" NVY/WHT HYPCL/POLY TWL

FRONT ACTUAL SIZE (SEE PAGE 1 FOR LOCATION)

SPECIAL INSTRUCTIONS



FRONT: SEE RAISED INSTRUCTIONS

LEFT: SATIN

BACK: SEE RAISED INSTRUCTIONS

NOTE: VISOR, SIDE, AND BACK PANELS WHITE FOR SUBLIMATION

BACK ACTUAL SIZE (SEE PAGE 1 FOR LOCATION)



Location	Logo's	Application	Tape #
Front Panel	(WEIRDO)	Embroidery	
Back Panel	(PATTERN W/"WEIRDOS")	Sublimation/Embroidery	

Thread Number	Color	Company:	Comments
1180	Black	Marathon	
1227	Pink Bubblegum	Marathon	
1120	Green Nuclear Light	Marathon	
1096	Blue Process	Marathon	
1050	Red	Marathon	
1179	White	Marathon	
1008	Yellow	Marathon	


SI Created By abothwell Art Completed By hbrown

Created For \_\_\_\_\_ Order Id \_\_\_\_\_


Approved By nquinonez-AUTO




LEFT ACTUAL SIZE (SEE PAGE 1 FOR LOCATION)



RIGHT ACTUAL SIZE (SEE PAGE 1 FOR LOCATION)




BACKSTRAP ACTUAL SIZE (SEE PAGE 1 FOR LOCATION)



Location	Logo's	Application	Tape #
<b>Left Panel</b>	(PATTERN W/"Z")	Sublimation/Embroidery	
<b>Right Panel</b>	(PATTERN)	Sublimation	
<b>Back Strp Pnl</b>			
<b>U Visor Panel</b>			
<b>Visor Panel</b>	(PATTERN)	Sublimation	
<b>Inside Lining</b>			
<b>Vsr/Crn Sean</b>			
<b>Visor Edge</b>			
<b>Adj Opening</b>			


UVISOR ACTUAL SIZE (SEE PAGE 1 FOR LOCATION)



VISOR ACTUAL SIZE (SEE PAGE 1 FOR LOCATION)



INSIDE LINING ACTUAL SIZE (SEE PAGE 1 FOR LOCATION)





-  SATIN STITCH ON 4MM FOAM (2MM+2MM)
-  SATIN STITCH ON 3MM FOAM
-  SATIN STITCH ON 2MM FOAM
-  SATIN STITCH
-  FILL STITCH
-  FILL STITCH ON 2MM FOAM



**WEIRDOS**

**ZEPHYR**  
**THE 1<sup>st</sup> HAT**